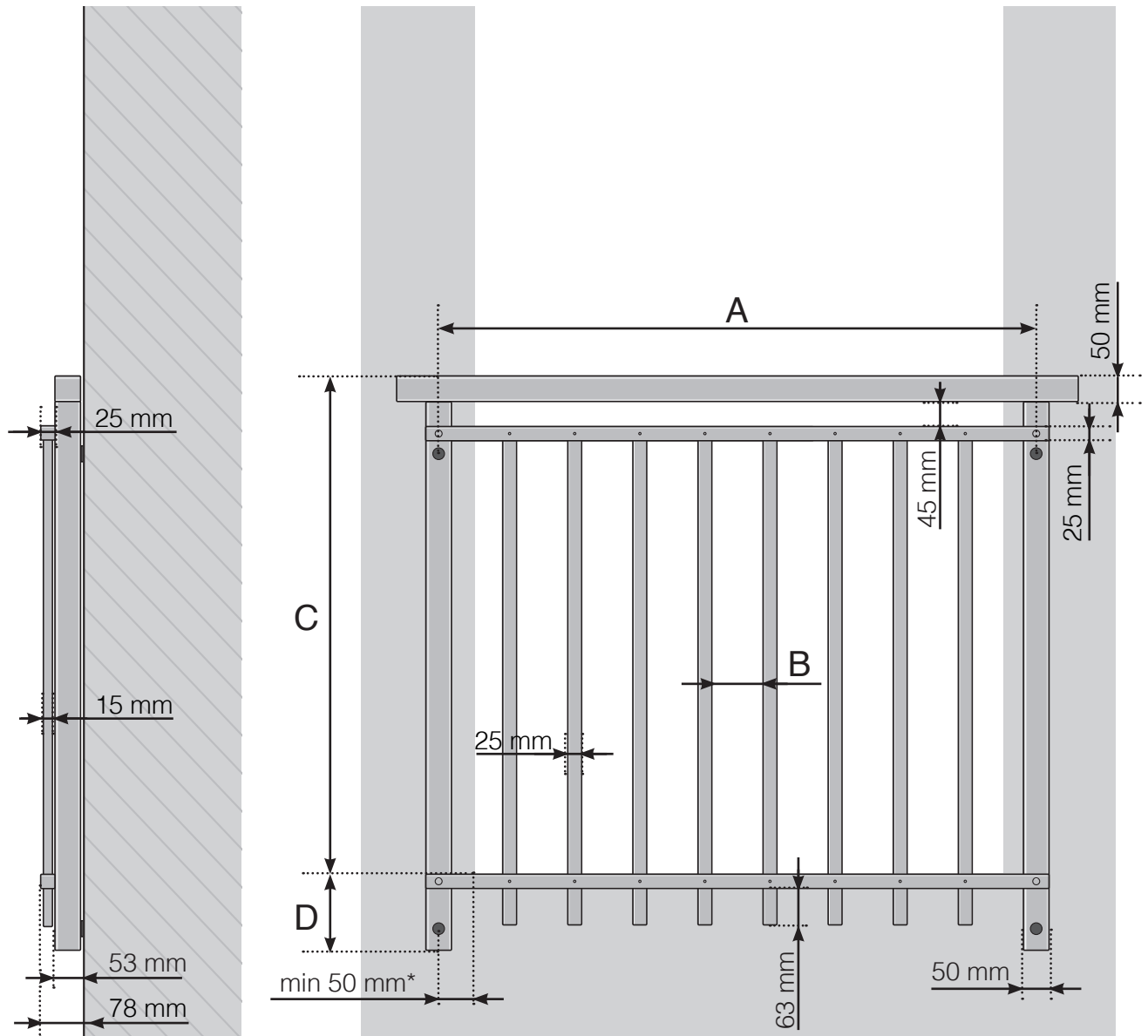


# DETAILED MEASUREMENTS

FRENCH BALCONY RETRO WITH POSTS  
UPPER INTERMEDIARY RAILS AND CROSSBARS MADE OF ALUMINIUM



A - Post c/c-measurements

B - The spacing between the vertical bars depends on the c/c dimensions of the posts

C - Total railing height 1000 / 1100 mm

D - 145 mm

\* When attaching to brick or concrete, fasten the vertical support at least 50 mm, and ideally 75 mm, from the wall edge.

Please note that the drawings are not to scale

© Räckesbutiken Sweden AB - [www.balustradestore.eu](http://www.balustradestore.eu)

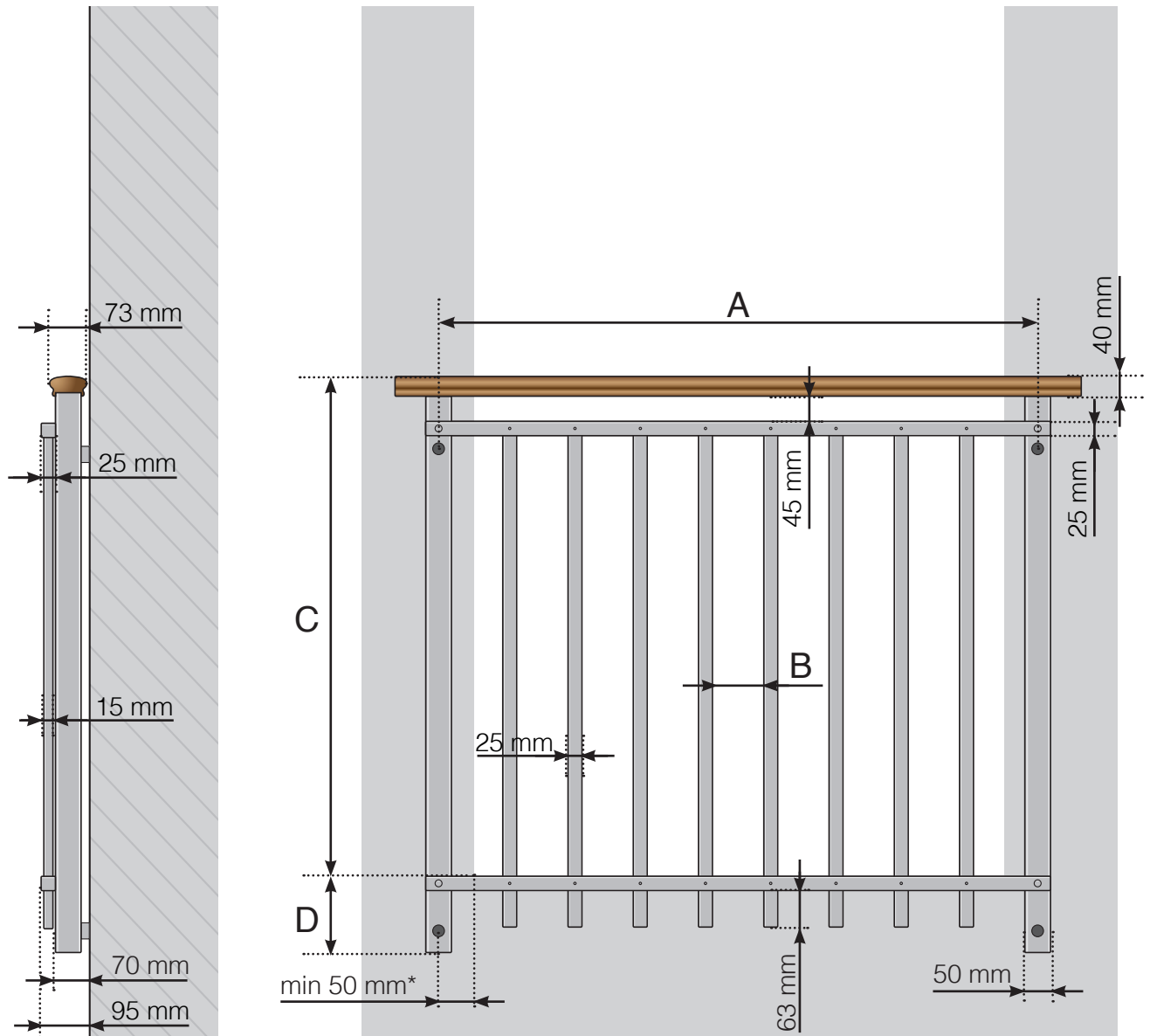
2022-10-10 v.1.0



BALUSTRADESTORE.EU

# DETAILED MEASUREMENTS

FRENCH BALCONY RETRO WITH POSTS  
UPPER INTERMEDIARY RAILS AND CROSSBARS MADE OF WOOD



A - Post c/c-measurements

B - The spacing between the vertical bars depends on the c/c dimensions of the posts

C - Total railing height 1000 / 1100 mm

D - 145 mm

\* When attaching to brick or concrete, fasten the vertical support at least 50 mm, and ideally 75 mm, from the wall edge.

Please note that the drawings are not to scale

© Räckesbutiken Sweden AB - [www.balustradestore.eu](http://www.balustradestore.eu)

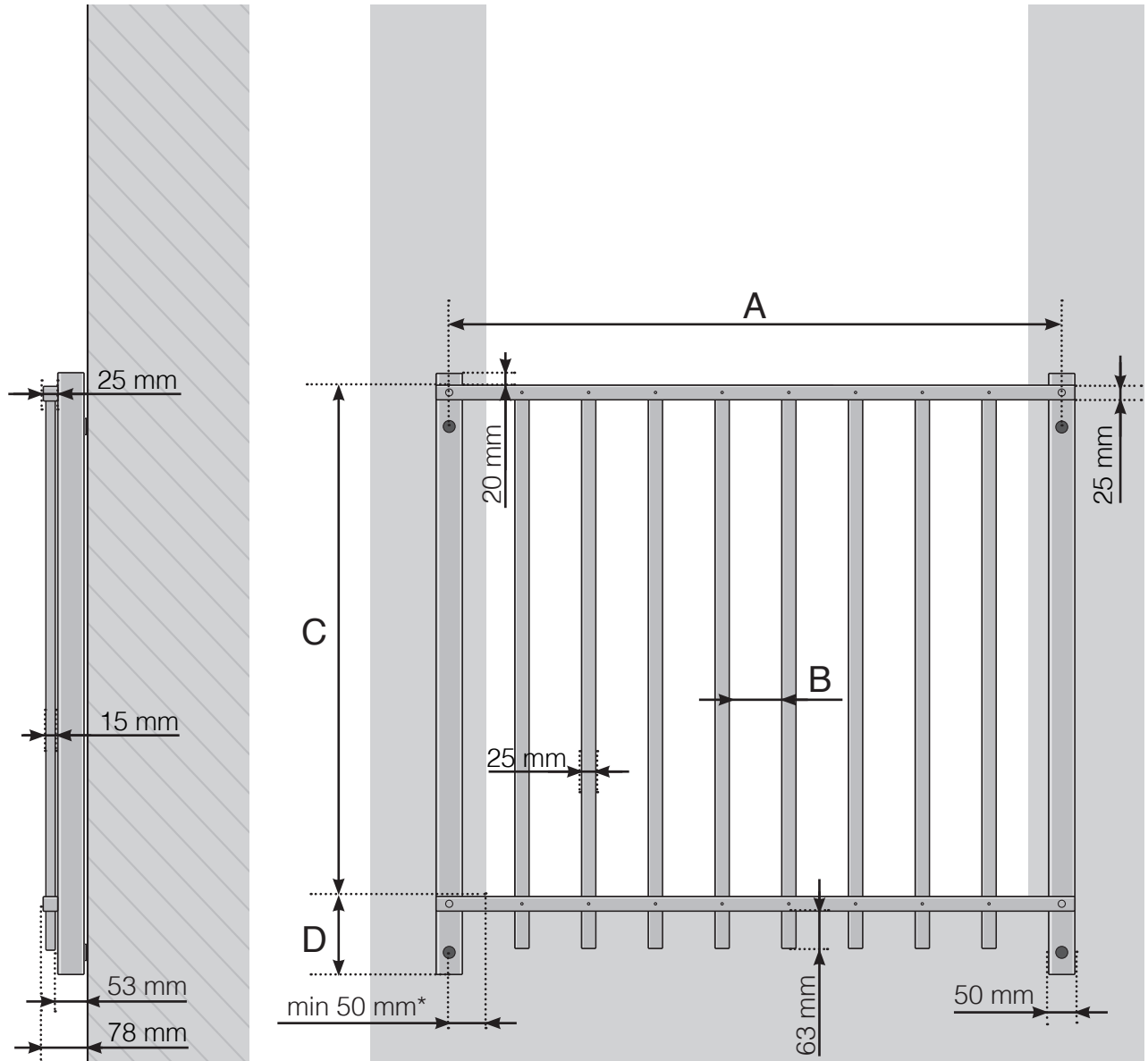
2022-10-10 v.1.0



BALUSTRADESTORE.EU

# DETAILED MEASUREMENTS

FRENCH BALCONY RETRO WITH POSTS  
UPPER INTERMEDIARY INTERMEDIARY



A - Post c/c-measurements

B - The spacing between the vertical bars depends on the c/c dimensions of the posts

C - Total railing height 1000 / 1100 mm

D - 145 mm

\* When attaching to brick or concrete, fasten the vertical support at least 50 mm, and ideally 75 mm, from the wall edge.

Please note that the drawings are not to scale

© Räckesbutiken Sweden AB - [www.balustradestore.eu](http://www.balustradestore.eu)

2022-10-10 v.1.0