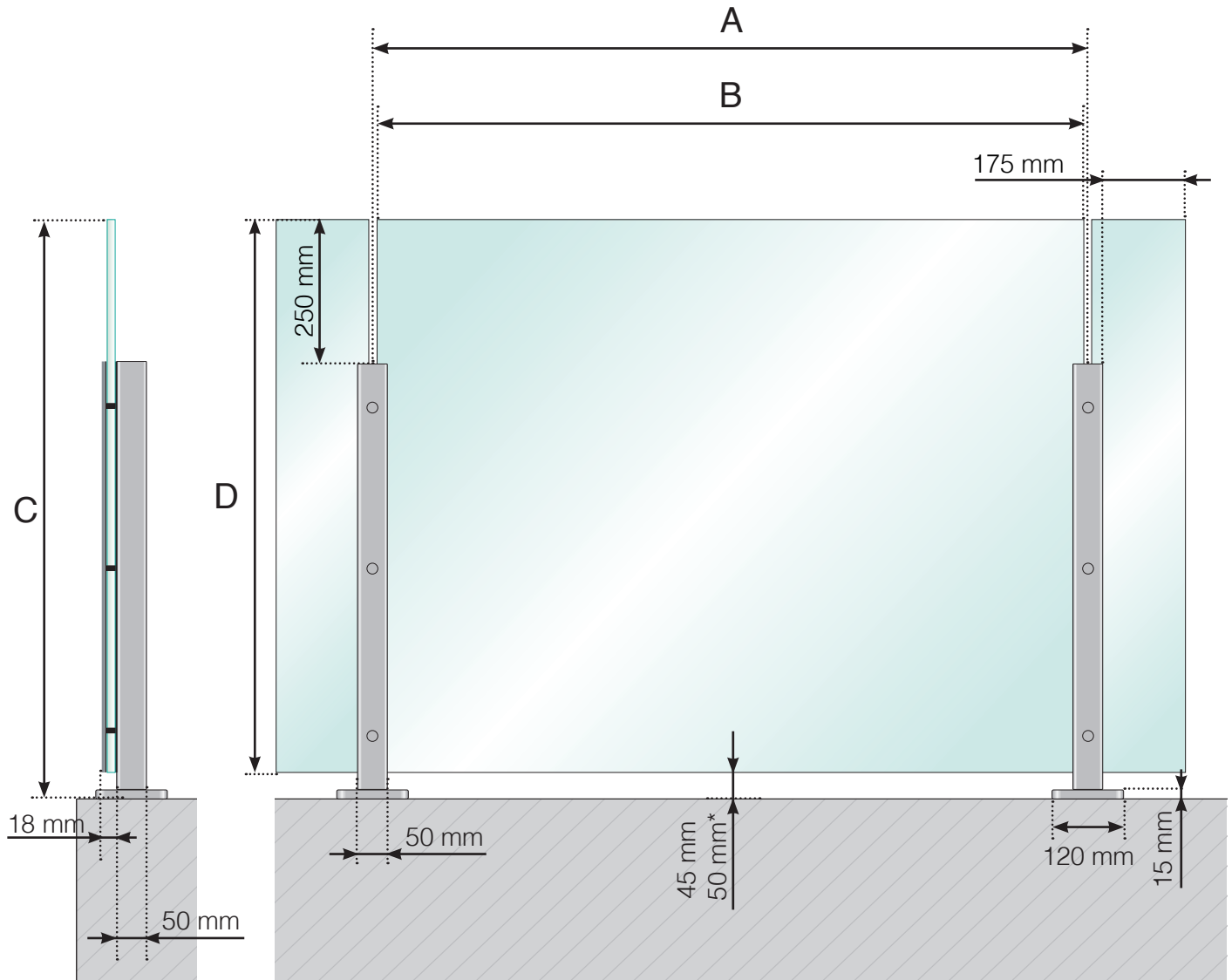


# DETAILED MEASUREMENTS

## ALUMINIUM RAILING WITH FOOT - EXTERNALLY MOUNTED GLASS



A - The c/c dimensions of the posts depend on the length of the sides and number of sections

B - The width of the glass depends on the length of the sides and the number of sections

C - Total height of the railing

D - Glass height

\* - Only when  $A \geq 1300$  mm.

Please note that the drawings are not to scale

© Räckesbutiken Sweden AB - [www.balustradestore.eu](http://www.balustradestore.eu)

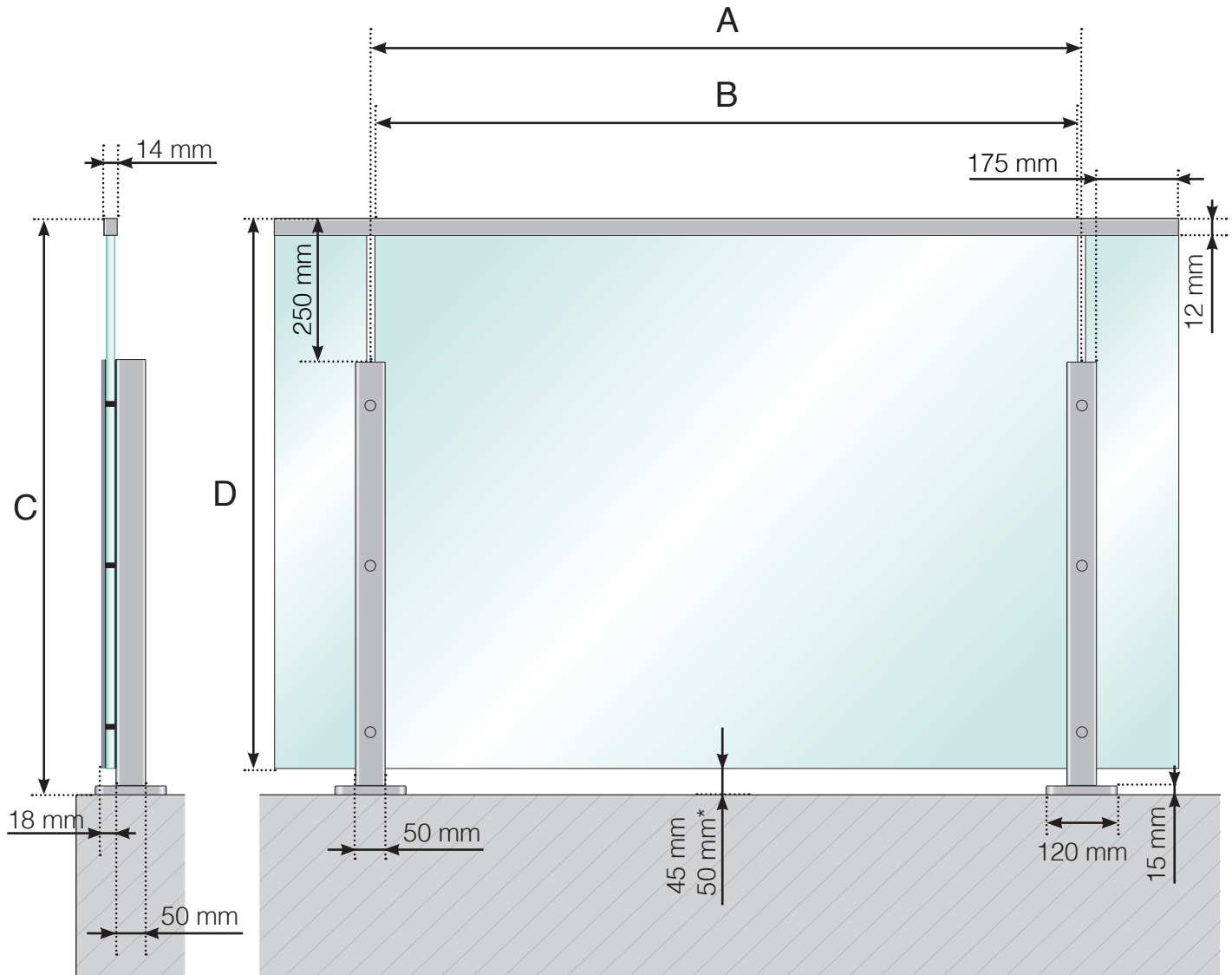
2022-10-10 v.1.0



BALUSTRADESTORE.EU

# DETAILED MEASUREMENTS

ALUMINIUM RAILING WITH FOOT - STANDARD HEIGHT POST  
ALUMINIUM TRIM FOR GLASS - EXTERNALLY MOUNTED GLASS



A - The c/c dimensions of the posts depend on the length of the sides and number of sections

B - The width of the glass depends on the length of the sides and the number of sections

C - Total height of the railing

D - Glass height

\* - Only when  $A \geq 1300$  mm.

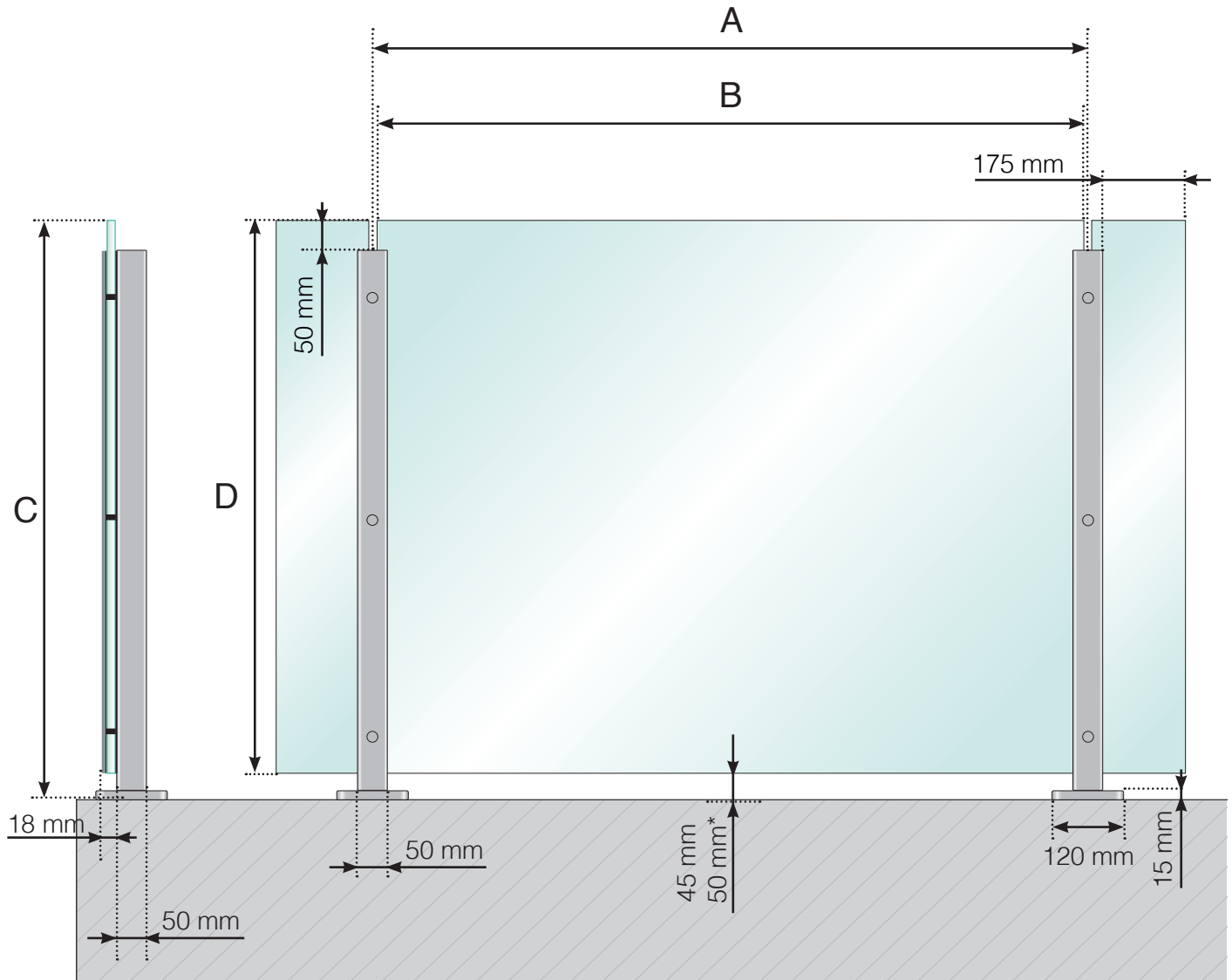
Please note that the drawings are not to scale

© Räckesbutiken Sweden AB - [www.balustradestore.eu](http://www.balustradestore.eu)

2022-10-10 v.1.0

# DETAILED MEASUREMENTS

## ALUMINIUM RAILING WITH FOOT - HIGH POST EXTERNALLY MOUNTED GLASS



A - The c/c dimensions of the posts depend on the length of the sides and number of sections

B - The width of the glass depends on the length of the sides and the number of sections

C - Total height of the railing

D - Glass height

\* - Only when  $A \geq 1300$  mm.

Please note that the drawings are not to scale

© Räckesbutiken Sweden AB - [www.balustradestore.eu](http://www.balustradestore.eu)

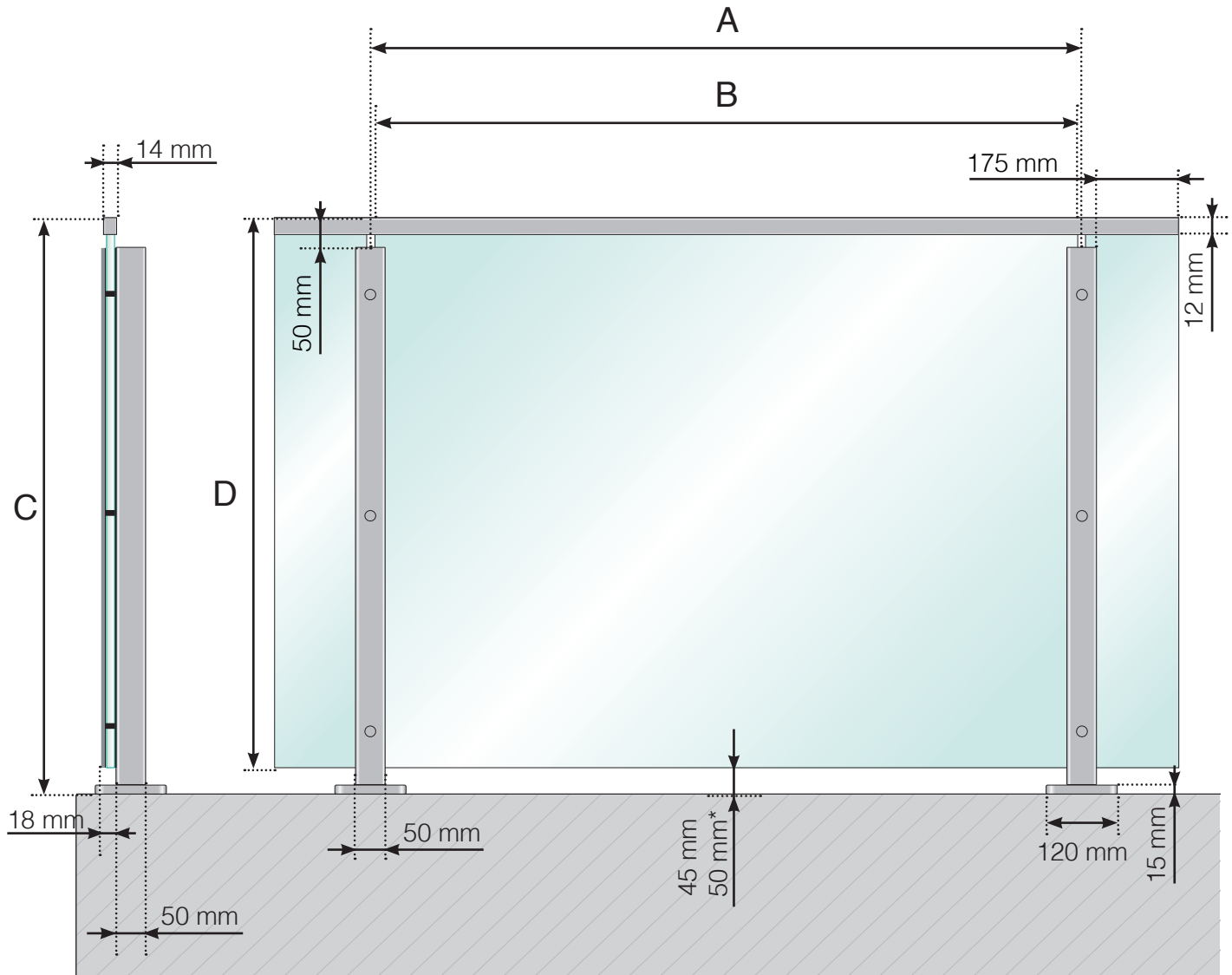
2022-10-10 v.1.0



BALUSTRADESTORE.EU

# DETAILED MEASUREMENTS

ALUMINIUM RAILING WITH FOOT - HIGH POST  
ALUMINIUM TRIM FOR GLASS - EXTERNALLY MOUNTED GLASS



A - The c/c dimensions of the posts depend on the length of the sides and number of sections

B - The width of the glass depends on the length of the sides and the number of sections

C - Total height of the railing

D - Glass height

\* - Only when  $A \geq 1300$  mm.

Please note that the drawings are not to scale

© Räckesbutiken Sweden AB - [www.balustradestore.eu](http://www.balustradestore.eu)

2022-10-10 v.1.0



BALUSTRADESTORE.EU